



Welcome to the
Abbots Ripton CofE
Primary School
Induction Meeting
September 2021



Aims




- To introduce key members of the school team
- To share our hopes for parent/school communication
- To give an overview of learning and what a school day might look like for your children
- To share relevant information for the start of term in September
- To give you an opportunity to ask questions




Introductions

- Mrs Matthews- Head teacher
- Mrs Julia Wilcock -Reception Class Teacher
- Mrs Linda Nixon - Office Manager
- Dr Robin Price - Chair of Governors



Communication with parents



1. Face to face
2. Telephone/ Zoom
3. Letters
4. Fortnightly newsletter
5. Emails
6. Reading diary
7. Website (www.abbotsripton.cambs.sch.uk)




What can you expect from us?

- We will treat your child as an individual and do everything possible to meet their needs
- Encourage your child to persevere and have high expectations in all that they do
- Keep parents informed about progress, behaviour, concerns etc
- We will value and recognise the important role that parent's play in educating their children and support you with this role
- We will keep your child safe



What can we expect from you?

- To ensure that your child attends school regularly, is on time and has the right equipment/kit
- To inform us on the morning of any absence
- To ensure your child is suitably dressed for school following our uniform policy
- To support the school's positive behaviour policy
- To work with the school to maintain positive relationships for the benefit of the children



Foundation Stage

What is the Foundation Stage?

The Foundation Stage is the stage of education for children from the age of three to the end of the Reception year. It is based on the recognition that children learn best through planned purposeful play, creating and thinking and active learning.



Seven Key Features of Effective Practice



- The best for every child
- High quality care
- The Curriculum
- How children learn



- Assessment
- Self Regulation and Executive Function
- Partnerships with parents



Seven areas of learning

The *prime* areas are:

Communication and Language

Physical Development


Personal, social and emotional development



There are four *specific* areas of learning, through which the three prime areas are strengthened and applied.


The *specific* areas are:

- Literacy
- Mathematics
- Understanding the World
- Expressive Arts and Design



Characteristics of Learning

Playing and exploring
Active Learning
Creating and Thinking Critically




Personal, Social and Emotional Development



Your child will learn how to:

- Be self-confident
- Develop social skills and how to manage their feelings
 - Form positive relationships and develop respect for others
 - Understand appropriate behaviour
 - Develop resilience
- Know what their own needs are



Communication and Language



Your child will learn how to:

- Listen and talk confidently and clearly in a range of situations
 - Experience a language rich environment
 - Develop their confidence and skills in expressing themselves



Physical Development

Your child will learn how to:

- Be active and interactive
- Control their body including establishing a correct pencil grip
- Understand why it's important to keep healthy
- Make healthy food choices





Literacy



Your child will be encouraged to:

- Learn sounds and letters (Phonics)
- Enjoy and explore a wide range of reading materials
- Begin to develop mark making skills using a variety of different resources





Mathematics



Your child will be provided with opportunities to:

- Develop and improve their skills in counting
- Calculate simple addition and subtraction problems

Develop understanding of spatial awareness, pattern and shape

Use everyday language linked to time, money, shape, fractions and measure





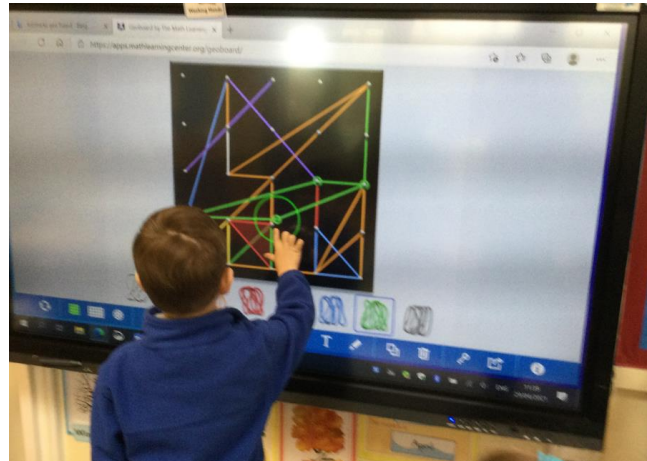
Understanding the World



Your child will be provided with opportunities to:

Explore and make observations


Use technology to follow simple programs, create pictures and take videos and pictures.




Expressive Arts and Design

There will be opportunities to explore:

- colours and shapes
- different media
- movement and dance
- making music
- role play





It would be a great help to us if your child was encouraged to do these things before starting school:

Dress and undress themselves

Fasten coat zips or buttons

Take off and put on shoes independently

Use the toilet independently

Use cutlery properly

Please choose velcro fastening shoes

Please label **EVERYTHING!!**



Starting arrangements



- Transition sessions: Thursday 2nd and Friday 3rd September 1:30pm to 2:30pm
- 6th - 8th September 8:50am until 12noon
- 9th and 10th September 8:50am until 1:15pm (stay for lunch)
- Week beginning 13th September full time



First day at school!!!



- Thursday 2nd September - Zoom meeting offered for each family in the morning with Mrs Wilcock
- On the transition afternoons, please arrive through the lower gate from the car park on to the back field where you will be met by Mrs Wilcock.
- On this first session we will share with you where to collect and the details of drop offs and collections for all other days




Additional information



- **PLEASE!!!** Label all items of clothing
- School uniform + a pair of wellington boots to keep in school
- PE Kit - black shorts and jogging bottoms, plain black or blue jumper and a white T-shirt, trainers PLUS a spare pair of pants and socks (to be kept in school)
- A coat
- A water bottle (to be kept in school)
- School book bag - please bring this to school every day. It makes it easier for the children to transport letters/sharing books/reading books
- Fruit and vegetable snacks are provided free for all Reception and Key Stage 1 children





- Cows Milk is provided free for all under 5 year olds. However, parents must complete the registration form in the pack and pass it back to school.
- If your child is poorly please make contact with the school office.
- If your child is going home with someone else please inform the school office.
- If you would like to help in school, once your child has settled, we would very much appreciate it!!! Please speak to Mrs Nixon to complete a DBS check.



Starting information



Available following this meeting on our website:

- Welcome pack
- Admissions form (including medical information)
- Consent form
- Sample menu from the school kitchen
- Document checklist to ensure the correct forms are returned to us by **Friday 25th June**
- A Cool Milk registration form
- Attendance leaflet
- Uniform information
- Other useful information

